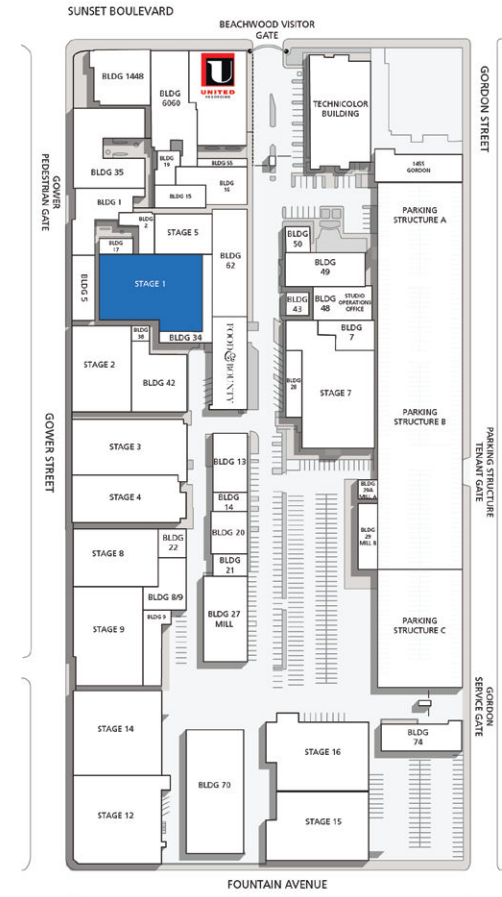
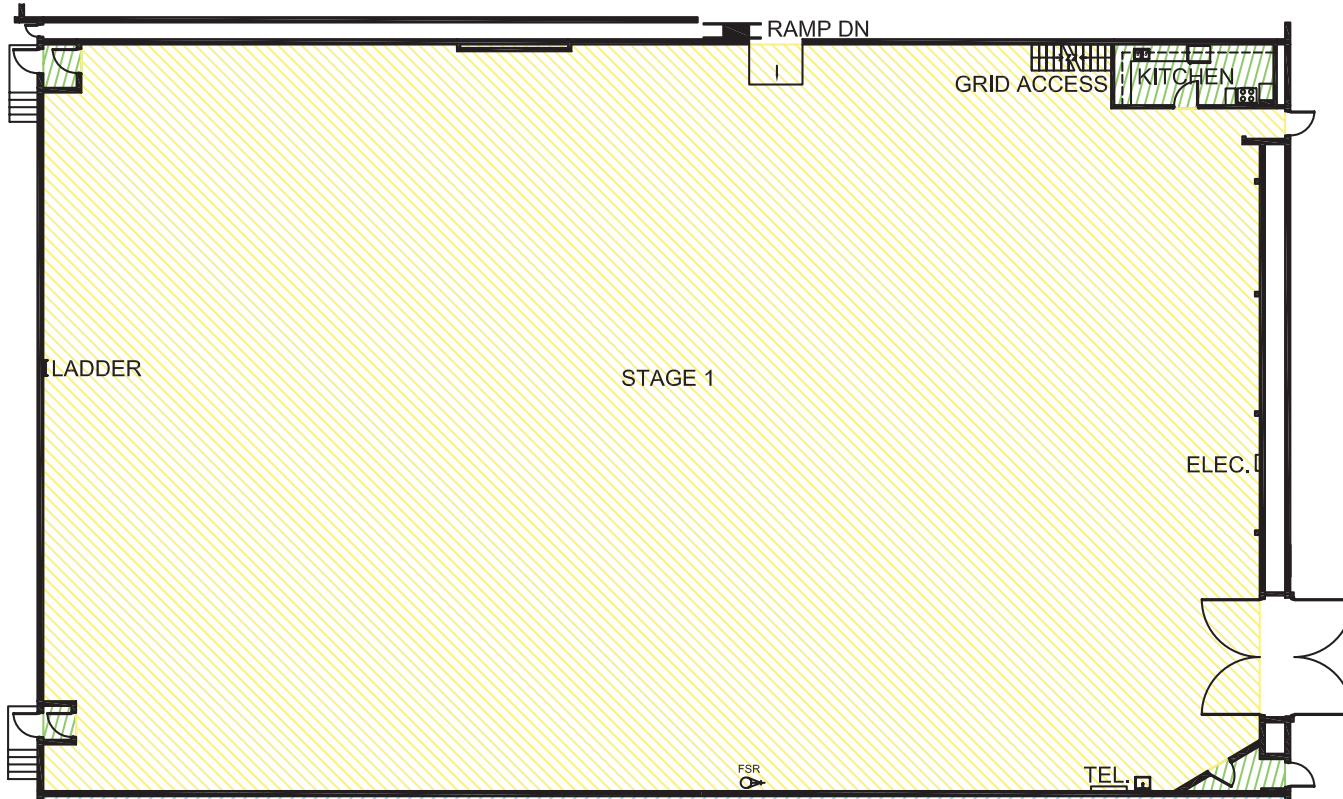
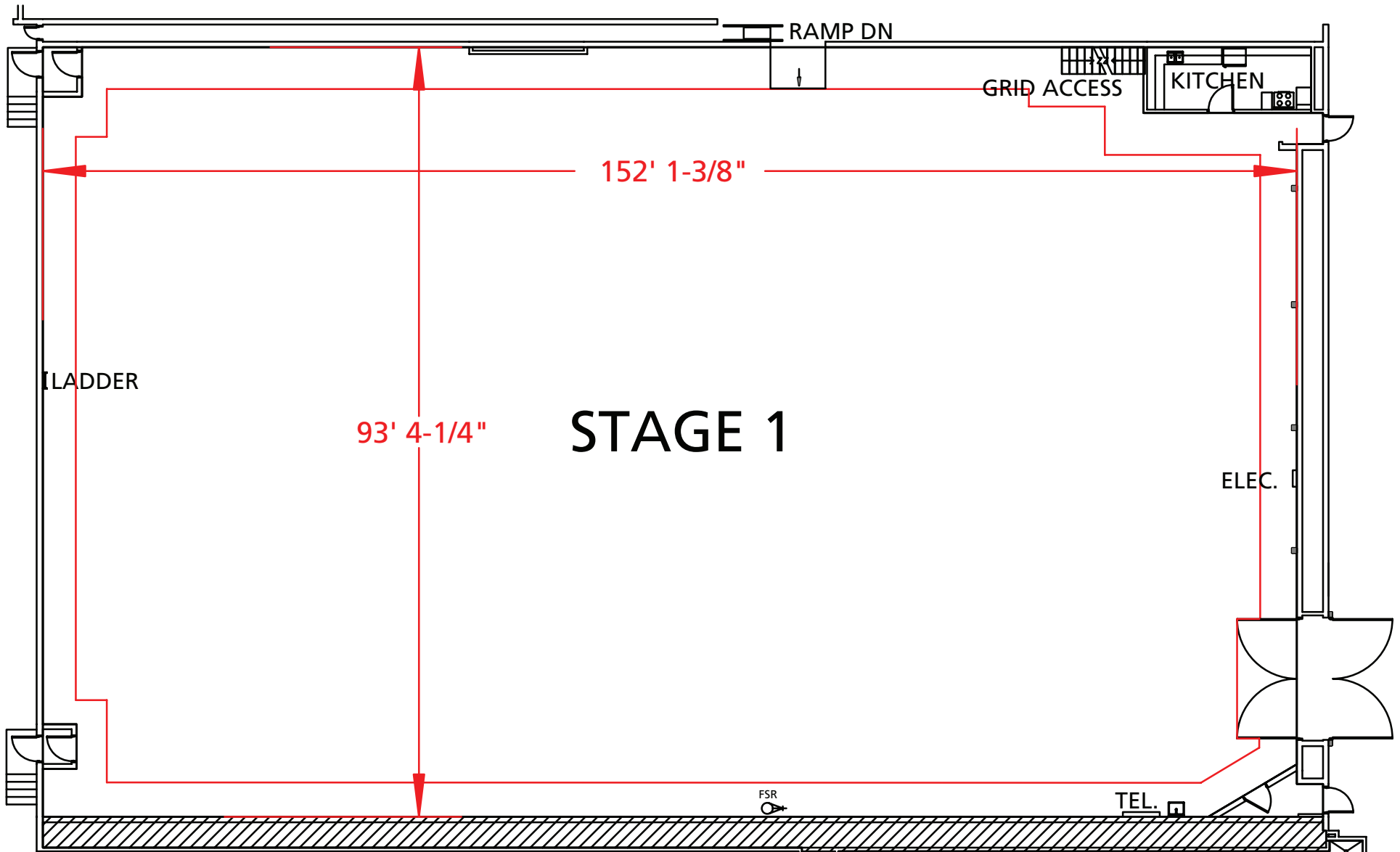


Stage 1



Width	Length	Height (Perms)	Total Stage Square Footage	Floor Type	Door (WxH)
93'5"	152'	22'	15,083	Wood	14'5" x 15'7"

*Dimensions are for overall stage size and do not take into account stage irregularities. Production company representative should verify dimensions for particular applications.



Stage Specifications: Stage 1

Stage Specifications - (Dimensions Include 4' Fire Lane)

Width – 93' 5"
Length – 152'
Height (Perms) – 22'
Total Square Footage – 15,083 sf
Floor Type – Wood
Elephant Door (W X H) – 14' 5" X 15' 7"

Support Space

Kitchen on stage with fridge
Dressing Rooms, Wardrobe, and Hair + Make Up rooms are available in adjacent buildings

Heavy Equipment

Stage Management to authorize

Electric Service

Production Power - 120/208 800 Amp Per Phase Bus Bar, 2400 amp total standard. Additional 2400 Amps Available
240 Volts – No
480 Volts – No
Tech Power – Available
Power In Grid – Available (Single Phase 120/208)

HVAC

25 Ton (Nominal) Cooling Only Package Unit
33 Ton (Nominal) Cooling Only Package Unit
33 Ton Cooling / Heat Package Unit
Redlight Control – Yes
Ventilation – Yes
Heating – Yes

Stage Extras

Hose Bib – No
Gas – No
Drain – Yes
Compressed Air – No
Wireless Internet – Available
Phone – Available
Fax – Available